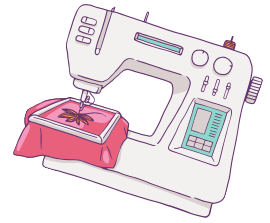


Summer of UFOs

Let's Finish What We Started



List a few unfinished projects that are already close to being done—projects that just need a little more to cross the finish line. No huge projects. No pressure. Then choose one... and finish what you started

Project Possibilities

UFO Project #1

Still needs:

UFO Project #2

Still needs:

UFO Project #3

Still needs:

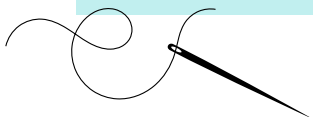

UFO Project #4

Still needs:

Bonus UFO Project

Remember!

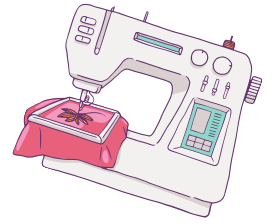
No stress allowed.
Even if you finish just one project that's one more done than before.





Summer of UFOs

Project Planner



Directions: Print one sheet for each project. Use this to help you organize & create a plan for finishing your UFO'S.

UFO Project :

Review UFO project

- Where did I leave off?
- What still needs to be done?

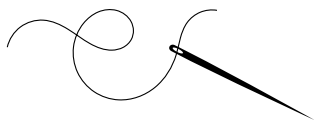
Gather supplies needed

- What supplies/materials do I need to finish this UFO??
- Do I need to purchase or find anything?
- Gather all supplies and the project together in one place.

Create a plan

What are some next steps? Break down into small manageable tasks.

-
-
-
-
-
-
-
-
-



UFO Project Update

- Completed
- Not Yet. Here's the next step:

